

# Armoglass Connector Twin

Threaded double-ended and alkali-resistant fibreglass connector



Alkali-resistant fibreglass connector with rigid pre-formed central segment and double-threaded ends. Suitable for the structural reinforcement of brickwork, arches and vaults in masonry, tuff and stone, in combination with ARMAGLASS STRUCTURA fibreglass mesh and mortars such as Unisan, Intosana and the REPAR family. It is used as a conduit for connecting the two sides of structural plaster (with the “structural sandwich” technique).

**CUSTOMS CODE:** 7019 6100

**COMPONENTS:** Single-component

**APPEARANCE:** Connector

**AVAILABLE COLORS:** White

**PACKAGING AND DIMENSIONS:** 20 x 20 x 20 cm 1 unit - 20 x 30 x 20 cm 1 unit - 20 x 40 x 20 cm 1 unit - 20 x 50 x 20 cm 1 unit - 20 x 60 x 20 cm 1 unit

## OBTAINED CERTIFICATIONS AND REGULATIONS



## FEATURES AND BENEFITS

Armoglass Connector Twin is mainly used in plastering reinforced with sandwich systems comprised of mortars and fibreglass mesh. The rigid central section is available in segments of different lengths (200, 300, 400, 500 or 600 mm), while the two threaded ends are fixed at 200 mm in length. The ends are thus able to be opened radially and form an anchorage area of 400 mm in diameter. This method of connecting the two sides of the structural sandwich requires low-invasive preparatory operations, being easy to carry out and consequently resulting in low installation costs.

## FIELDS OF APPLICATION

The Armoglass Connector Twin is used to reinforce masonry, arches and vaults in brick, tuff and stone. It is used as a through-connection for joining two sides of a structural plastering (employing the “structural sandwich” technique).

## ALLOWED SUPPORTS

Plasters - Concrete - Cement-based or lime-based mortars - Brickworks - Bricks




## MODE OF USE

Ensure that the substrate is robust and free from loose parts. With any existing deteriorated plaster, strip the surface until restoring the masonry. Create through-holes on the section to be reinforced, using a rotating drill bit or core drill. The diameter of the hole should be equal to that of the connector plus at least 6 mm. The number of pass-through connections is to be determined by the drafter (usually between 3 to 5 connections/m<sup>2</sup>). Do not use percussion tools for drilling through-holes. Once formed, proceed with a proper blowing and suction of the hole to eliminate any debris. Secure the connector with hydraulic lime-based grouts (such as our Sanafuens), cement-based grouts (like our Grout Cable) or with chemical anchors (such as our Syntech Profix). Wet the substrate and apply an initial coat of mortar by hand or with a plastering machine until reaching a thickness of about 1.5 centimetres. Be quite vigorous if working manually or – even better – with a plaster spray machine, leaving the surface of the mortar sufficiently rough, without any smoothing operations, to facilitate the adhesion of the subsequent layer. Place the primed alkaline-resistant fibreglass mesh of the ARMAGLASS line (see the technical data sheet of the chosen product), placing it on the still-fresh mortar by passing the connector between the bars of the mesh and opening the ends of the same in accordance with a radial distribution. Finish with the application of a second coat of mortar at a thickness of about 1.5 centimetres. The temperature of the substrate must be between +5° C and +35° C. Do not apply at temperatures of around 0° C.

## APPLICATION METHODS

Apply by hand

## KEY FEATURES

-  Diameter: 8 mm
-  Suitable for contact with drinking water
-  Use wearing protective glasses
-  UV-resistant
-  Nonflammable
-  Unlimited shelf-life
-  Use wearing protective gloves

## TECHNICAL SPECIFICATIONS

*L3*  
Length of loose ends **20 cm**

Alkali-resistant material

*L2*  
Overall length **60 / 70 / 80 / 90 / 100 cm**

Breakdown tensile strength **490 MPa**

Pull-out resistance on masonry support, Pull Out **5.50 kN**

## CONSUMPTION


Product to be purchased as needed.

## STORAGE AND CONSERVATION

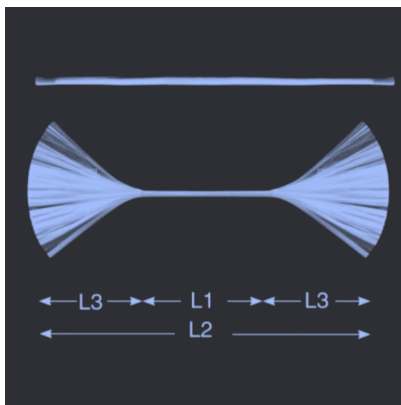
Store the product in its original packing, in a fresh and dry environment, avoiding frost and direct sunlight.



## PHOTO GALLERY



## ADDITIONAL CONTENT



## WARNINGS AND PRECAUTIONS

The general information, along with any instructions and recommendations for use of this product, including in this data sheet and eventually provided verbally or in writing, correspond to the present state of our scientific and practical knowledge. Any technical and performance data reported is the result of laboratory tests conducted in a controlled environment and thus may be subject to modification in relation to the actual conditions of implementation.

Azichem Srl does not assume any liability arising from inadequate characteristics related to improper use of the product or connected to defects arising from factors or elements unrelated to the quality of the product, including improper storage. Those wishing to utilise the product are required to determine prior to use whether or not the same is suitable for the intended use, assuming all consequent responsibility.

The technical and characteristic details contained in this data sheet shall be updated periodically. For consultation in real time, please visit the website: [www.azichem.com](http://www.azichem.com). The date of revision is indicated in the space to the side. The current edition cancels out and replaces any previous version.

Please note that the user is required to read the latest Safety Data Sheet for this product, containing chemical-physical and toxicological data, risk phrases and other information regarding the safe transport, use and disposal of the product and its packaging. For consultation, please visit: [www.azichem.com](http://www.azichem.com).

It is forbidden to dispose of the product and/or packaging in the environment.

