


Armaproof Membrane

Anti-cracking waterproof membrane in polyethylene and non-woven fabric



Anti-cracking waterproof membrane to be laid before laying ceramic, natural stone and parquet coverings. In combination with the other products of the I.T.W.S (Integral Terrace Waterproofing System) system, it creates perfect and long-lasting waterproofing even on cracked, not perfectly cured or with possible vapor tensions due to residual humidity coming from the substrates. Crack bridging, vapor management and sound absorption are the distinctive characteristics of this innovative waterproof membrane.

CUSTOMS CODE: 5904 9000
COMPONENTS: Single-component
APPEARANCE: Roll
AVAILABLE COLORS: Gray
PACKAGING AND DIMENSIONS: Roll 15 m

FEATURES AND BENEFITS

Armaproof Membrane is an innovative waterproof membrane formed by the union of two different non-woven fabrics, coupled with a polyethylene membrane. The deformability under stress of the membrane (crack-bridging) allows the compensation of potential tensions from hygrometric shrinkage and thermal deformation of the substrate, thus facilitating the management of contraction joints present in the substrate. The non-woven fabric of the upper surface (light color), in polypropylene, and that of the lower surface (dark color), in polypropylene/polyester, allow optimal adhesion of our cementitious adhesive Osmokoll Mono (certified adhesive C2TES1), recommended both for gluing the membrane to the substrate and for gluing tiles above the membrane. The special configuration, together with its material conformation, promote extremely resistant and durable chemical and mechanical adhesion of our Osmokoll Mono glue, among other things with glue consumption reduced by 30-40% compared to other systems on the market. The management of the steam potentially present in the support is also facilitated, which finds an outlet through the fibres of the non-woven fabric and the porosity of the adhesive. The special shape of the membrane is also highlighted in the extremely limited thickness, just 1.8 mm, which makes it extremely easy to handle, making it easier to install. Its sound-absorbing characteristics complete the characteristics of the Armaproof Membrane membrane, making it unique in its sector. The waterproofing system is completed with the Elastotex 120 Cloth elastic band, which is used across the area where two membranes meet and in the perimeter parts between the wall and the floor, in contact with columns, pillars, architectural elements protruding from the installation surface, drains, etc., gluing using Osmokoll Mono.

FIELDS OF APPLICATION

Waterproofs any surface, both old and new, even if cracked or subject to dimensional movements caused by hygrometric shrinkage or thermal deformations. Waterproofing of internal and external surfaces with compensation of vapour pressure before laying ceramic tile, natural stone and parquet coverings for commercial/industrial uses (warehouses, shopping centres, food industries, canteens) and for civil uses (balconies, terraces, flat roofs). Large surfaces such as flat roofs or roof slabs.

ALLOWED SUPPORTS

Concrete - Fiber-cement - Tiles - Floor screed



PREPARATION OF SUPPORTS

- Check the adequacy of the mechanical performance and the surface consistency of the laying substrate.
- Check the anchoring and cleaning of old flooring by eliminating all potentially detaching substances, dirt, surface patinas.
- Check that the movements of the contraction joints and cracks in the substrate are ≤ 1.5 mm.
- Respect the structural movement joints (the membrane is able to compensate for the movements caused by the hygrometric shrinkage of the screeds, up to a maximum of 1.5 mm, but is not suitable for supporting the movements expected in the structural joints). In these cases, interrupt the membrane and connect its edges to the structural joint.
- Check with a carbide hygrometer that the residual humidity of the screed is less than 8%. In outdoor applications, in the event of rain in the days before laying the membrane, check with a carbide hygrometer that at least the first 2 cm of the top of the screed have humidity $< 4\%$. Do not apply in the presence of stagnant water puddles.



MODE OF USE

- Thoroughly clean the substrate from dust, oil, grease, crumbly or weakly anchored parts, residues of cement, lime, plaster, paint;
- Do not apply on substrates at temperatures $> +35$ °C (substrate temperature); in case of strong irradiation of absorbent substrates (screeds, concrete, etc.) Moisten the surface with Bond Plus water emulsion resin, diluted in water 1:1 immediately before applying the Osmokoll Mono adhesive;
- Unroll the sheets on the substrate, placing the light part of the sheet upwards and the dark part towards the support, cutting them to size with a cutter or with construction scissors, leaving a space of approximately 5 mm between the membrane and the perimeter walls, columns, pillars, architectural elements protruding from the laying surface, drains, etc. Place the membranes side by side without overlapping them. When placing the membrane side by side, it is permitted to leave a space of a few millimetres between the membrane and the membrane;
- Apply the single-component Osmokoll Mono adhesive to the substrate using a toothed spatula (4x4 or 6x6 mm) and immediately unroll the membrane onto the fresh adhesive, rolling the upper surface to ensure perfect adhesion of the adhesive to the lower non-woven fabric;
- Continuity of the waterproofing with perimeter walls, columns, pillars, protruding elements, etc. must be carried out with the Elastotex 120 Cloth elastic strip, glued to the membrane and the substrate with Osmokoll Mono.
- Spread the adhesive with a spatula or blade onto the substrate and immediately unroll the elastic strip, pressing on the surface to ensure adhesion between the strip and the adhesive. Use the same procedure on the joining lines between different rolls of membrane, which must be protected with a strip of Elastotex 120 Cloth placed across the joint, glued to the substrate with Osmokoll Mono; Special pieces are available for internal and external corners, drains, etc.

APPLICATION METHODS

Apply by hand

KEY FEATURES

 Density: 850 g/m²
 Shelf-life: 24 months

 Length: 15 m

 Width: 1 m

TECHNICAL SPECIFICATIONS

Thickness **1.8 mm**

EN 1348
 ≥ 0.22 N/mm²

Working temperature **-30 / +90 °C**

≥ 2.7 mm

ANSI A118.12
Shear strength ≥ 50 %

EN 10140-3
Footstep noise reduction on tiled floors **6 dB**



CONSUMPTION

Use 1 m² of Armaproof Membrane for every m² of surface to be covered.
Use 3-5 kg/m² of OSMOKOLL for bonding ARMAPROOF MEMBRANE
Use 0.2-0.25 kg/ml of OSMOKOLL for bonding ELASTOTEX 120 CLOTH strip

STORAGE AND CONSERVATION

Store the product in its original packing, in a fresh and dry environment, avoiding frost and direct sunlight.

PHOTO GALLERY



WARNINGS AND PRECAUTIONS

The general information, along with any instructions and recommendations for use of this product, including in this data sheet and eventually provided verbally or in writing, correspond to the present state of our scientific and practical knowledge. Any technical and performance data reported is the result of laboratory tests conducted in a controlled environment and thus may be subject to modification in relation to the actual conditions of implementation.

Azichem Srl does not assume any liability arising from inadequate characteristics related to improper use of the product or connected to defects arising from factors or elements unrelated to the quality of the product, including improper storage. Those wishing to utilise the product are required to determine prior to use whether or not the same is suitable for the intended use, assuming all consequent responsibility.

The technical and characteristic details contained in this data sheet shall be updated periodically. For consultation in real time, please visit the website: www.azichem.com. The date of revision is indicated in the space to the side. The current edition cancels out and replaces any previous version.

Please note that the user is required to read the latest Safety Data Sheet for this product, containing chemical-physical and toxicological data, risk phrases and other information regarding the safe transport, use and disposal of the product and its packaging. For consultation, please visit: www.azichem.com. It is forbidden to dispose of the product and/or packaging in the environment.

