

## Protech WAC-RC

Protective anti-carbonation finish, for use in aggressive environments



Single-component colored finish in water dispersion for the opaque protection of concrete surfaces and cementitious substrates, wall coverings, and appropriately prepared and primed floors. The product is a painting system suitable for environments with the presence of food, which can be used to protect walls and ceilings that comply with the HACCP protocol, in order to prevent possible food contamination.

**CUSTOMS CODE:** 3209 1000

**COMPONENTS:** Single-component

**APPEARANCE:** Thick liquid

**AVAILABLE COLORS:** Azichem - acrilici (cat. A) / Azichem - acrilici

**PACKAGING AND DIMENSIONS:** Pail 5 kg - Pail 10 kg - Pail 20 kg

### OBTAINED CERTIFICATIONS AND REGULATIONS



### FEATURES AND BENEFITS

- Excellent resistance to atmospheric agents and aggressive industrial environments
- Good water vapor permeability and water repellency
- Wide range of colors available
- Uniform matte finish
- Low maintenance over time
- Good resistance to diluted acids and alkalis, fuels and hydrocarbons
- Excellent resistance to detergents and disinfectants
- Excellent resistance to mold attack
- Perfectly washable

It meets the following requirements:

Legislative Decree n. 193 of 06/11/2007

“Implementation of Directive 2004/41/EC relating to food safety controls and application of community regulations in the same sector” - HACCP

UNI 11021:2002 “Products and systems for painting environments with the presence of food”, in particular it is suitable for walls, ceilings and surfaces for which resistance to washing is required; can be washed with chloroactive detergent (detergent A); can be washed with alkaline degreaser (detergent B); can be washed with acid descaler (detergent C); can be washed with disinfectant (detergent D); resists temperature changes.



## FIELDS OF APPLICATION

- Colored protective finish of concrete surfaces, cement plasters
- Anti-carbonation finishing of concrete structures
- Wall finishing for food, wine and butcher shops
- Wall finishing for chemical and pharmaceutical industries
- Finishing and coating of suitably prepared metal surfaces
- Protective finish for floors already treated with resins or primed
- Protective treatment of oxidized asphalt surfaces
- Finish for environments in the presence of food

## ALLOWED SUPPORTS

Concrete - Prefabricated concrete - Floor screed - Steel - Bricks

## PREPARATION OF SUPPORTS

### Concrete

The surfaces to be coated must be stable, clean and free of substances that can affect the adhesion of the coating such as dirt, grease, oil, traces of coatings and surface treatments, etc. Any weak or detaching parts must be removed before applying the product by mechanical sanding with diamond discs and dust extraction. The tensile strength must not be less than 1.5 N/mm<sup>2</sup>.

The application of Protech WAC-RC on new or particularly absorbent cementitious substrates must always be preceded by the application of a coat of Protech fix AC water-based anchoring primer. Wait 3-4 hours before applying the finish.

### Resin coatings

The surfaces to be coated must be stable, clean and free of substances that can affect the adhesion of the coating such as dirt, grease, oil, etc. Sand the surface by mechanical sanding with diamond discs and dust extraction. It is advisable to wash the surfaces and wait for them to dry completely before applying the finish.

The application of Protech WAC-RC on resinous and multilayer systems must always be preceded by sanding the entire surface in order to promote and guarantee optimal adhesion of the product to the support.

### PVC

Wash the PVC surfaces to be treated with specific detergents to remove any substances that may affect the adhesion of the coating such as dirt, grease, oil, materials that block the pores in order to promote better capillary penetration of the product into the support. The application of Protech WAC-RC on PVC supports can be carried out directly with appropriate dilutions of the product in first and second coat.

### Steel

Any welding residues must be removed and the joints sanded. Sandblast to cleanliness level Sa 2½ according to ISO8501-1. The surfaces to be coated must be free from dirt, oil, grease and impurities. Average surface roughness degree RZ ≥ 50 µm. An anti-corrosion treatment is recommended before applying the coating.

The application of Protech WAC-RC on steel supports must always be preceded by the application of a coat of "surface tolerant" epoxy-polyamide primer in the solvent phase Syntech Poliurea Primer Epoxy Metal.

## MODE OF USE

Thoroughly homogenize the product by manually shaking the container before use or mechanically, taking care to use a clean tool free of potentially polluting substances. The support must have a temperature at least +3°C higher than the dew point to reduce the risk of condensation or bleaching of the finish.

### Application

The product can be applied evenly by spray, roller or brush to avoid accumulations of material which could give rise to aesthetic defects. The application of the product must be carried out by crossing the passes and paying particular attention to the shots, regularly unloading the roller beyond the applied area in order to obtain a uniform film and eliminate any accumulations of product. Apply the first coat of Protech WAC-RC diluted with 20% max by weight of clean water and taking care to respect the indicated consumption and thickness. The dilution must be carried out under mechanical stirring by adding the necessary quantity of water after having homogenized the product in the container. Wait at least 3-4 hours, then apply the second coat of colored finish diluted with 10-15% max by weight of clean water.

### PVC

Apply the first coat of Protech WAC-RC diluted with 5-10% max by weight of clean water and taking care to respect the indicated consumption and thickness. The dilution must be carried out under mechanical stirring by adding the necessary quantity of water after having homogenized the product in the container. Wait at least 3-4 hours, then apply the second coat of colored finish as is.






## APPLICATION METHODS



Brush - Paint roller - Sprayer

## TOOL CLEANING

Water

## KEY FEATURES

-  Density: 1.45 kg/l
-  Temperature of use: +10/+30 °C
-  Use wearing protective gloves

-  Shelf-life: 12 months
-  To be applied in two coats

## TECHNICAL SPECIFICATIONS

*EN 1198*  
Resistance to washing **1.19 µm**

*EN 2812-1*  
Resistance to particular disinfection agents (detergent D) **NO ALTERATIONS**

*EN ISO 6272-1*  
Impact resistance **> 4 Nm**

*EN 10792*  
Dirty grip **2.20**

*EN ISO 7783-1 Sd*  
Permeability to water vapor **> 50 m**

Complete hardening at 20°C **48 h**

*EN 1542*  
**≥ 0.8 N/mm<sup>2</sup>**

**< 140 g/l**

Resistant to chemical agents

*EN 2812-1*  
Resistance to particular washing agents (detergent A, B, C) **NO ALTERATIONS**

*EN ISO 5470-1*  
Taber abrasion resistance expressed as weight loss in grams (H22 wheel - 1000 g - 1000 rpm) **< 3000 mg**

*Brookfield ASTM D 2196*  
Viscosity **10.000 ± 2000 mPas**

*EN 1062-6 Sd*  
Permeability to CO<sub>2</sub> **360 m**

Touch hardening at 20°C **30 min**

Time before second coat at 20°C **3 h**

*EN 1062-3 w*  
Capillary absorption **< 0.1**

Dry residue **62 %**

## CONSUMPTION

Approximately 0.20 kg of Protech WAC-RC for each square meter of surface to be painted for each coat. Apply two coats..

## STORAGE AND CONSERVATION

Store the product in its original packing, in a fresh and dry environment, avoiding frost and direct sunlight. Store the product at a temperature between +10°C and +30°C.



## WARNINGS AND PRECAUTIONS

- Do not apply on surfaces that are not adequately prepared and primed
- Do not apply on dusty, weak, unstable and poorly cohesive supports
- Do not apply on damp supports or surfaces subject to capillary rising humidity
- Protect the product from water and atmospheric agents for the first 24 hours after its application
- Respect the consumption and over-application times indicated
- Make sure the primer coat is fully cured before applying the finish
- Applications at different thicknesses could generate different degrees of finish
- Use the product coming from the same production batch to have chromatic uniformity

The general information, along with any instructions and recommendations for use of this product, including in this data sheet and eventually provided verbally or in writing, correspond to the present state of our scientific and practical knowledge. Any technical and performance data reported is the result of laboratory tests conducted in a controlled environment and thus may be subject to modification in relation to the actual conditions of implementation.

Azichem Srl does not assume any liability arising from inadequate characteristics related to improper use of the product or connected to defects arising from factors or elements unrelated to the quality of the product, including improper storage. Those wishing to utilise the product are required to determine prior to use whether or not the same is suitable for the intended use, assuming all consequent responsibility.

The technical and characteristic details contained in this data sheet shall be updated periodically. For consultation in real time, please visit the website: [www.azichem.com](http://www.azichem.com). The date of revision is indicated in the space to the side. The current edition cancels out and replaces any previous version.

Please note that the user is required to read the latest Safety Data Sheet for this product, containing chemical-physical and toxicological data, risk phrases and other information regarding the safe transport, use and disposal of the product and its packaging. For consultation, please visit: [www.azichem.com](http://www.azichem.com).

It is forbidden to dispose of the product and/or packaging in the environment.

