

Syntech AS 21

Thixotropic epoxy filler, for repairs, fixings and beton plaque



Two-component structural adhesive epoxy filler, with soft consistency, thixotropic, easy to spread (malleable paste), for the anchorage of steel connectors, the hermetic closure of through holes in concrete, bonding steel plates on concrete supports, as accessory product for laying road joints, for the reconstruction of wooden heads, crack repair, reconstruction of missing geometries, fixing injectors, reconstruction of joints in concrete floorings etc.

CUSTOMS CODE: 3214 9000

COMPONENTS: Two-components

APPEARANCE: Paste + Paste

AVAILABLE COLORS: Gray

PACKAGING AND DIMENSIONS: Kit: 1 Canister 1 kg [A] + 1 Canister 1 kg [B] - Kit: 1 Can 5 kg [A] + 1 Can 5 kg [B]

OBTAINED CERTIFICATIONS AND REGULATIONS



FEATURES AND BENEFITS

Thanks to its soft and thixotropic consistency, Syntech AS 21 has excellent spreadability and is easily applicable even on materials with little or no porous, making it the optimal adhesive for bonding all the elastic bands of our Elastotex line, including the band high elasticity and resistance Elastotex 250 Combi, consisting of a special elastomeric layer in Hypalon. Excellent adhesion also on PVC and plastic materials.

FIELDS OF APPLICATION

Structural reinforcements of structural elements (beams, pillars, etc.) by bonding steel sheets to the concrete. Reconstruction of joints in concrete floorings. Rigid structural bonding (beton plaque) of prefabricated elements and of articles in different building materials: concrete, steel, glass, wood, marble, tiles, stones etc. Anchoring, bonding and attachment of connectors, ties etc. Attachment of elastic straps for waterproofing joints, Elastotex. Reconstruction of wooden heads, crack repair, reconstruction of missing geometries on various supports.

ALLOWED SUPPORTS

Concrete - Prefabricated concrete - Wood - Floor screed - Rock walls - Steel



PREPARATION OF SUPPORTS

The application surfaces must be suitably prepared and adequately resistant: free from dust, grease, soiling, crumbling and non-adhering parts, devoid of wet surface areas. For floorings, moreover, a shot peening or preliminary milling of the surfaces of adhesion is recommended. The metal elements are to be blasted to "almost white metal".

MODE OF USE

Make sure that the environment is well ventilated and wear the personal protective equipment mentioned in the safety data sheet. Add component B to component A, taking care to remove all the material from the packaging and mixing thoroughly with a mixer at a low number of revolutions (or a suitable manual tool), until a homogeneous mixture is obtained, indicated by the uniform colour and the absence of lumps. Apply to the surfaces with the help of spatulas, trowels, etc. Complete the tasks during the useful life of the product. Do not apply in rainy days; do not apply on moist or wet supports; do not apply on pulverised supports; use the product immediately after mixing.

APPLICATION METHODS


Brick trowel - Spatula


TOOL CLEANING


Thinner for resins

KEY FEATURES


 Density: 1.6 kg/l


 Pot-life: 30 min

 Temperature of use: +8 / +35 °C

 Use wearing protective gloves

A:B Mixing ratio: 1:1 _

 Shelf-life: 12 months

 Use wearing protective glasses

TECHNICAL SPECIFICATIONS

EN 12188
Shear strength **16.1 MPa**

Complete hardening at 20°C **7 day**

UNI EN 12190
Compressive strength **55 MPa**

EN 13412
Static elastic modulus **4.1 GPa**

EN 1542
Concrete adhesion (direct traction) > **3 MPa**

EN 13350-1
Fire resistance **B-s1. d0**

EN 1015-12
Adhesion on PVC (direct traction) > **7 MPa**

EN 1015-12
Adhesion on Elastotex 250 Combi (direct traction) > **8 MPa**

CONSUMPTION

Approximately 1.6 kg of Syntech AS 21 for each cubic decimetre of volume to be grouted.



STORAGE AND CONSERVATION

Store the product in its original packing, in a fresh and dry environment, avoiding frost and direct sunlight. Inadequate storage of the product may result in a loss of rheological performance. Opened containers must be used immediately.

PHOTO GALLERY



ADDITIONAL CONTENT



Produced and distributed by **AZICHEM srl**
Via Giovanni Gentile, 16/A - 46044 Goito (MN), Italy
Tel: +39 0376.604185 / 604365
Fax: +39 0376 604398
www.azichem.com - info@azichem.com

Update of **29-07-2022**
Terms of sale and legal notices available at
<https://www.azichem.com/general-sales-conditions>
Total pages of this document: 4

WARNINGS AND PRECAUTIONS

The general information, along with any instructions and recommendations for use of this product, including in this data sheet and eventually provided verbally or in writing, correspond to the present state of our scientific and practical knowledge. Any technical and performance data reported is the result of laboratory tests conducted in a controlled environment and thus may be subject to modification in relation to the actual conditions of implementation.

Azichem Srl does not assume any liability arising from inadequate characteristics related to improper use of the product or connected to defects arising from factors or elements unrelated to the quality of the product, including improper storage. Those wishing to utilise the product are required to determine prior to use whether or not the same is suitable for the intended use, assuming all consequent responsibility.

The technical and characteristic details contained in this data sheet shall be updated periodically. For consultation in real time, please visit the website: www.azichem.com. The date of revision is indicated in the space to the side. The current edition cancels out and replaces any previous version.

Please note that the user is required to read the latest Safety Data Sheet for this product, containing chemical-physical and toxicological data, risk phrases and other information regarding the safe transport, use and disposal of the product and its packaging. For consultation, please visit: www.azichem.com.

It is forbidden to dispose of the product and/or packaging in the environment.

