

# Syntech Pavicrom

## Coloured epoxy coating for concrete flooring



A 2-component coloured finish, with an epoxy resin base in aqueous dispersion. Ideal for the pigmented coating of industrial flooring and concrete products in general. Surfaces treated with Syntech Pavicrom are easy to clean and provide excellent resistance to mechanical wear, as well as having a high resistance to water, alkaline solutions, detergents and hydrocarbons (oils, diesel, petrol, etc.).

**CUSTOMS CODE:** 3907 3000

**COMPONENTS:** Two-components

**APPEARANCE:** Liquid + Liquid

**AVAILABLE COLORS:** RAL classic

**PACKAGING AND DIMENSIONS:** Can 5 kg [A] - Can 2.5 kg [A] - Can 5 kg [B] - Can 2.5 kg [B] - Kit: 1 Can 5 kg [A] + 1 Can 5 kg [B] - Kit: 1 Can 2.5 kg [A] + 1 Can 2.5 kg [B]

## OBTAINED CERTIFICATIONS AND REGULATIONS



## FIELDS OF APPLICATION

For protective and decorative painting of concrete floors, reviving the colour of old resin flooring, wall plinth enamelling, and so on. Perfect for mechanical workshops, manufacturing industries, warehouses and factories generally in which special and high chemical and mechanical resistance are required.

## ALLOWED SUPPORTS

Concrete - Prefabricated concrete - Floor screed - Steel - Bricks - Porous stone - Resin coatings



## PREPARATION OF SUPPORTS

The support on which the resin system is to be laid must be suitable for withstanding the stresses resulting from the intended use, such as static or dynamic loads, impacts, thermo-hygrometric dilatations, vibrations, etc. As regards the characteristics of the substrate (maximum humidity, cohesion, strength class, flatness, etc.) and the preparation of the surface that will accommodate the resin system, we recommend the requirements set out in chapter 5 of the UNI 10966 standard ("RESIN SYSTEMS FOR SURFACES HORIZONTAL AND VERTICAL - INSTRUCTIONS FOR DESIGN AND APPLICATION "). In any case, carefully clean and degrease the surfaces, removing any kind of dirt, paint residues or incoherent parts. The humidity of the support must be  $\leq 3\%$ . Evaluate the most convenient type of mechanical preparation (shot peening, sandblasting, hydro-washing, etc.). The surfaces must also be free from discontinuity, and possibly leveled and regularized with products from the FLOOR line or the REPAR line. Apply by roller, brush or spray from 150 to 200 g / m<sup>2</sup> of Syntech Primer EP-W to consolidate the substrate and facilitate the adhesion of the subsequent coating. Apply Syntech Pavicrom when the primer is completely dry and no later than 24 hours from the end of its application. In case of presence (even suspected) of humidity deriving from capillary rising from the substrate, it is recommended to apply in advance the epoxy resin for "wet substrates" Syntech Pavidamp. Tiled floors, or floors covered with pre-existing resin, must be subjected to mechanical roughening carried out with shot blasting, milling, bush hammering, etc., until the total elimination of the waterproof crust and the opacification of the surfaces. Remove dust after abrasion.

## MODE OF USE

Mix component A and component B separately, directly in their packages, in advance. When applying, combine the two components into a single container and thoroughly mix for 2 minutes using appropriate equipment (trolling motor). To prevent any errors in the mixing ratio that would result in a lack of or incomplete hardening, do not extract partial quantities from the packaging. Next, pour component B into the container of component A. Syntech Pavicrom is applied with a "short-pile" roller within 24 hours after applying the primer. Add the dilution water: the first coat diluted with water at a rate of 10 ÷ 20% depending on the porosity, cohesion of the support and the temperature; the second finish must be diluted by 6 ÷ 11%. After adding the dilution water, continue mixing for a few minute. We recommend applying two overlapping coats of the product, at temperatures not lower than +5° C. The second coat must be applied within 24 hours. 3-5% by weight of quartz B0 or B1 (or hollow glass microspheres) can also be added to achieve a non-slip effect.

## APPLICATION METHODS

Brush - Spatula - Sprayer

## TOOL CLEANING


Water

## KEY FEATURES


 Nonflammable


 Solvent-free

 To be applied in two coats

 Use wearing protective gloves

 Shelf-life: 12 months

 Temperature of use: +5 / +35 °C

 Use wearing protective glasses



## TECHNICAL SPECIFICATIONS

EN 1542

Adhesion by direct traction  $\geq 0.8 \text{ N/mm}^2$

EN ISO 178

Longitudinal elongation at break  $< 3 \%$

EN ISO 7783-1

Permeability to water vapor **Sd**  $> 3.5 \text{ m}$

EN ISO 5470-1

Taber abrasion resistance expressed as weight loss in grams (H22 wheel - 1000 g - 1000 rpm)  $< 3000 \text{ mg}$

Brookfield ASTM D 2196

Viscosity **25.000  $\pm$  5000 mPas**

Touch hardening at 20°C **4 h**

**< 500 g/l**

EN ISO 2813

Brilliance  $> 60 \pm 5 \text{ Gloss } 60^\circ$

EN 1062-6

Permeability to CO2 **Sd**  $> 400 \text{ m}$

EN 13529

Resistance to severe chemical attacks **See table**

EN ISO 6272-1

Impact resistance **Classe I**  $> 4 \text{ Nm}$

EN 1062-3

Capillary absorption **w**  $< 0.006$

Complete hardening at 20°C **7 day**

Time before second coat at 20°C  $> 6 \text{ h}$

## CONSUMPTION

In two coats, apply 0.25 to 0.40 kilograms of Syntech Pavicrom per square metre of surface to be covered.

## STORAGE AND CONSERVATION

Protect from freezing. Store the product in its original packing, in a fresh and dry environment, avoiding frost and direct sunlight. Protect from humidity. Store the product at a temperature between +5°C and +35°C.

## PHOTO GALLERY



## ADDITIONAL CONTENT



## WARNINGS AND PRECAUTIONS

The general information, along with any instructions and recommendations for use of this product, including in this data sheet and eventually provided verbally or in writing, correspond to the present state of our scientific and practical knowledge. Any technical and performance data reported is the result of laboratory tests conducted in a controlled environment and thus may be subject to modification in relation to the actual conditions of implementation.

Azichem Srl does not assume any liability arising from inadequate characteristics related to improper use of the product or connected to defects arising from factors or elements unrelated to the quality of the product, including improper storage. Those wishing to utilise the product are required to determine prior to use whether or not the same is suitable for the intended use, assuming all consequent responsibility.

The technical and characteristic details contained in this data sheet shall be updated periodically. For consultation in real time, please visit the website: [www.azichem.com](http://www.azichem.com). The date of revision is indicated in the space to the side. The current edition cancels out and replaces any previous version.

Please note that the user is required to read the latest Safety Data Sheet for this product, containing chemical-physical and toxicological data, risk phrases and other information regarding the safe transport, use and disposal of the product and its packaging. For consultation, please visit: [www.azichem.com](http://www.azichem.com).

It is forbidden to dispose of the product and/or packaging in the environment.

