

## Syntech Pavicrom SBV

### Epoxy paint for concrete floors without vapor barrier



Colored two-component finish, permeable to water vapour, based on epoxy resins in water dispersion. Ideal for the pigmented coating of industrial floors and concrete constructions in general with residual humidity and without vapor barrier. Surfaces treated with Syntech Pavicrom SBV are easy to clean and guarantee excellent resistance to mechanical wear, as well as being highly resistant to water, alkaline solutions, detergents and hydrocarbons (petroleum, diesel, petrol, etc.) .

**CUSTOMS CODE:**

**COMPONENTS:** Two-components

**APPEARANCE:** Thick liquid + Thick liquid

**AVAILABLE COLORS:** RAL classic

**PACKAGING AND DIMENSIONS:** Pail 2.5 kg [A] - Pail 5 kg [A] - Pail 3 kg [B] - Pail 6 kg [B] - Kit: 1 Pail 2.5 kg [A] + 1 Pail 3 kg [B] - Kit: 1 Pail 5 kg [A] + 1 Pail 6 kg [B]

### FIELDS OF APPLICATION

Protective and decorative painting of concrete floors, restoration of the color of old resin floors, glazing of wall skirting boards, etc. Ideal for mechanical workshops, manufacturing industries, warehouses and factories in general where high chemical and mechanical resistance is required. It can be used both indoors and outdoors.

### ALLOWED SUPPORTS

Concrete - Prefabricated concrete - Floor screed



## PREPARATION OF SUPPORTS

### Concrete

The surfaces to be coated must be stable, clean and free of substances that could affect the adhesion of the coating. In case of restoration, use suitable mortars and products suitable for the system beforehand. Wait for the drying times before applying the next coat. The tensile strength must not be less than 1.5 N/mm<sup>2</sup>. Existing paints, coatings or paints, cement grout residues, release agents, oils, greases, silicones, etc. they can be removed mechanically by sandblasting, blasting, hydroblasting or chemical removal.

### Cracks and fissures

In case of static cracks, use Syntech Primer EP-W for sealing. The sealing of dynamic cracks or cracks larger than 4-5 mm must be assessed on site. Generally they can be grouted with elastomeric materials or act as expansion joints.

### Grouting and spot repairs

Any holes or repairs to portions of concrete can be made with mortars from the REPAR line or by applying epoxy mortar made with Syntech Primer EP-W and quartz mastics. Apply a coat of Syntech Primer EP-W as a bonding primer, then proceed to seal and repair the damaged and broken concrete by applying the epoxy mortar. Any small filling of holes and cracks can be done by applying Syntech AS 21 epoxy mortar.

### Resin coatings

The surfaces to be covered must be stable, clean and free of substances such as dirt, grease, oil, etc. which can affect the adhesion of the coating. Smooth the surface by mechanical sanding with diamond discs and vacuum. It is recommended to wash the surfaces and let them dry completely before applying the finish.

### Primer for concrete

Syntech Pavicrom SBV can be applied directly to cementitious substrates as the product diluted with a maximum of 25% by weight of clean water acts as an anchoring primer.

### Resin coatings

The application of Syntech Pavicrom SBV on resinous and multilayer systems must always be preceded by sanding the entire surface to promote and guarantee optimal adhesion of the product to the support.

## MODE OF USE

Combine the two components in the indicated mixing ratio. Add component B (hardener) to component A (base) and mix well until a completely homogeneous product is obtained. It is advisable to start mixing briefly with an electric drill at low speed and then intensify the stirring up to a maximum of 300-400 rpm.

Leave the emulsion obtained to rest in the container, respecting the following induction times:

at 15°C ~ 20 minutes

at 25°C ~ 15 minutes

at 30°C ~ 10 minutes

The product can be applied uniformly using a spray gun or short-haired roller to avoid accumulations of material which could give rise to aesthetic defects. The application of the product must be carried out by crossing the passes and paying particular attention to the shots, regularly unloading the roller beyond the applied area to obtain a uniform film and eliminate any accumulations of product. Apply the first coat of Syntech Pavicrom SBV diluted with a maximum of 25% by weight of clean water as primer. The dilution must be carried out under mechanical stirring, adding the necessary quantity of water at the end of the induction time. Do not dilute the product further during application if it thickens it means that the use time has expired. Create a new emulsion with highly mixed material. Wait at least 12 hours, then apply the second one

Colored finish diluted with a maximum of 20% weight of clean water, respecting the consumption and thicknesses indicated. It is possible to create non-slip finishes by adding quartz or hollow glass spheres.

## APPLICATION METHODS





Paint roller - Sprayer - Brush



## TOOL CLEANING

Water



## KEY FEATURES

-  Density: 1.33 kg/l
-  Pot-life: 60 min
-  Solvent-free
-  Use wearing protective gloves

- A:B** Mixing ratio: 1:1.2 \_
-  Shelf-life: 12 months
-  To be applied in two coats

## TECHNICAL SPECIFICATIONS

EN 1542

Adhesion by direct traction  $\geq 2.0 \text{ N/mm}^2$

Resistant to chemical agents

Time before second coat at 20°C **24-48 h**

Touch hardening at 20°C **6 h**

EN 1062-6

Permeability to CO<sub>2</sub> **Sd > 50 m**

EN ISO 7783-1

Permeability to water vapor **Sd < 5 m**

Taber EN ISO 5470-1

Resistance to abrasion **> 3000 mg**

Complete hardening at 20°C **7 day**

**< 140 g/cm<sup>3</sup>**

EN 1062-3

Capillary absorption **< 0.1**

Brookfield ASTM D 2196

Viscosity **150.000 ± 5000 mPas**

## CONSUMPTION

From 0.15 to 0.20 kg of Syntech Pavicrom SBV for each square meter of surface to be covered, for each coat.

## STORAGE AND CONSERVATION

Protect from freezing. Store the product in its original packing, in a fresh and dry environment, avoiding frost and direct sunlight.

## PHOTO GALLERY



## WARNINGS AND PRECAUTIONS

The general information, along with any instructions and recommendations for use of this product, including in this data sheet and eventually provided verbally or in writing, correspond to the present state of our scientific and practical knowledge. Any technical and performance data reported is the result of laboratory tests conducted in a controlled environment and thus may be subject to modification in relation to the actual conditions of implementation.

Azichem Srl does not assume any liability arising from inadequate characteristics related to improper use of the product or connected to defects arising from factors or elements unrelated to the quality of the product, including improper storage. Those wishing to utilise the product are required to determine prior to use whether or not the same is suitable for the intended use, assuming all consequent responsibility.

The technical and characteristic details contained in this data sheet shall be updated periodically. For consultation in real time, please visit the website: [www.azichem.com](http://www.azichem.com). The date of revision is indicated in the space to the side. The current edition cancels out and replaces any previous version.

Please note that the user is required to read the latest Safety Data Sheet for this product, containing chemical-physical and toxicological data, risk phrases and other information regarding the safe transport, use and disposal of the product and its packaging. For consultation, please visit: [www.azichem.com](http://www.azichem.com).

It is forbidden to dispose of the product and/or packaging in the environment.

